



PARTS – SALES TREND

Update Context

- 1.View
- 2.Rolling 60 Days Parts GP.
- 3.Rolling 12 Month Parts GP.
- 4.Rolling 60 Days Invoices.
- 5.Rolling 12 Month Invoices.
- 6.Turn Over Split.

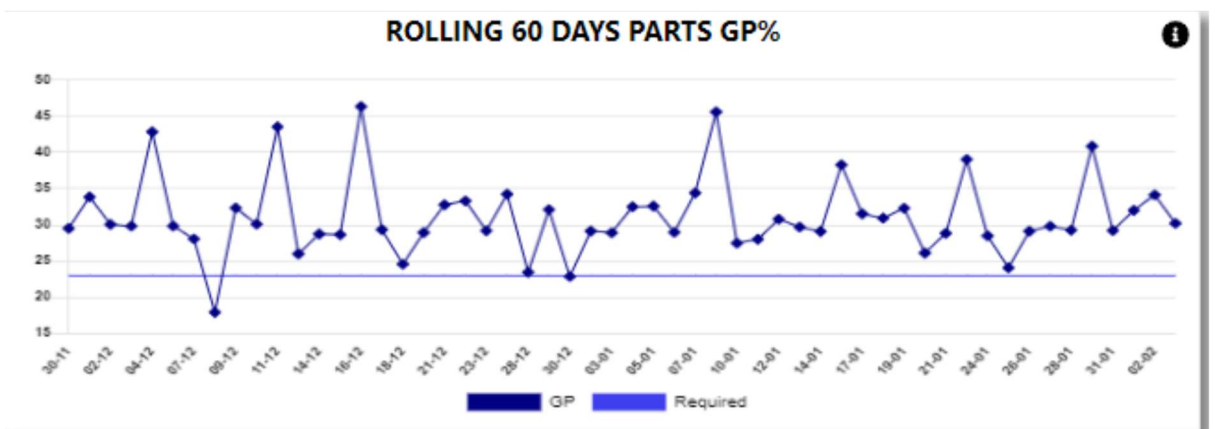
1. View.

Displays hours and job cards trends.



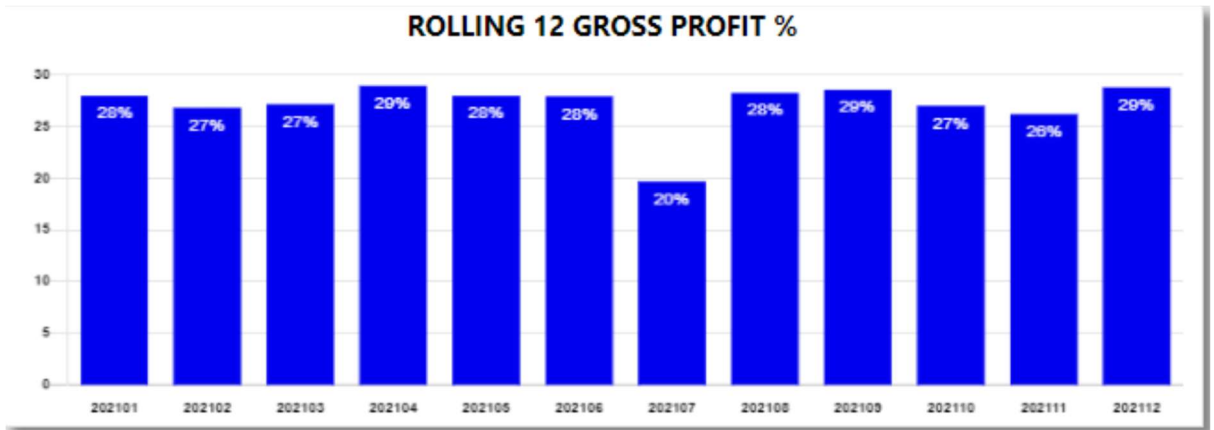
2. Rolling 60 days Parts GP.

The system will calculate parts GP% with benchmark of 23% for the previous 60 days.



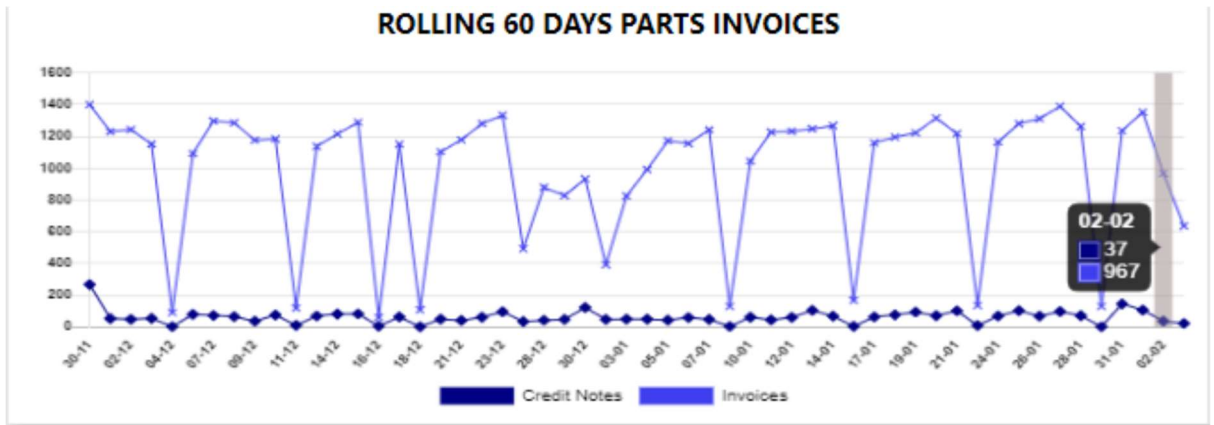
3. Rolling 12 Month Parts GP.

The system will calculate the parts GP% for the previous 12 Months.



4. Rolling 60 days Invoices.

The system will calculate the number of invoices and credit notes for the previous 60 days.



5. Rolling 12 Month Parts Invoices.

The system will calculate the number of invoices for the previous 12 Months.



6. Sales between types.

GROUP TURNOVER SPLIT BETWEEN INVOICE TYPES FOR 202112

Branch Name	Retail				Service				Warranty				Internal				Fleet/Wholesales				Total		
	TurnOver	Gross Profit	GP %	SEG%	TurnOver	Gross Profit	GP %	SEG%	TurnOver	Gross Profit	GP %	SEG%	TurnOver	Gross Profit	GP %	SEG%	TurnOver	Gross Profit	GP %	SEG%	TurnOver	Gross Profit	GP %
	847.213	270.542	31.9%	30.4%	1.512.003	535.261	35.4%	60.2%	102.665	8.477	8.3%	1.0%	534.342	8.375	1.6%	0.9%	269.396	67.206	24.9%	7.6%	3.265.620	889.961	27.2%
	434.696	95.191	21.9%	32.1%	416.092	110.008	26.4%	37.1%	97.513	8.169	8.4%	2.8%	352.271	83.090	23.6%	28.0%	0	0	0.0%	0.0%	1.300.573	296.458	22.8%
	712.322	237.145	33.3%	54.6%	467.827	182.599	39.1%	42.1%	176.723	-593	-0.3%	-0.1%	70.370	14.997	21.2%	3.4%	0	0	0.0%	0.0%	1.427.243	434.168	30.4%
	94.244	22.679	24.1%	77.7%	20.246	5.787	28.6%	19.8%	0	0	0.0%	0.0%	2.684	7.11	26.5%	2.4%	0	0	0.0%	0.0%	117.174	29.177	24.9%
	282.404	118.074	41.8%	18.3%	888.000	366.460	41.3%	56.8%	130.010	7.383	5.7%	1.1%	142.385	37.469	26.3%	5.8%	353.723	116.264	32.9%	18.0%	1.796.523	645.650	35.9%
	588.755	180.509	30.7%	20.6%	826.996	269.446	32.6%	30.7%	119.149	1.455	1.2%	0.2%	698.609	425.721	47.4%	48.5%	0	0	0.0%	0.0%	2.433.510	877.130	36.0%
	10.289	0	0.0%	0.0%	6.925	0	0.0%	0.0%	0	0	0.0%	0.0%	0	0	0.0%	0.0%	0	0	0.0%	0.0%	17.215	0	0.0%
	495.475	137.279	27.7%	38.3%	703.663	208.522	29.6%	58.2%	124.789	2.838	2.3%	0.8%	86.717	9.615	11.1%	2.7%	0	0	0.0%	0.0%	1.410.643	358.254	25.4%
	31.927	12.415	38.9%	66.9%	78.932	6.031	7.6%	32.5%	0	0	0.0%	0.0%	2.695	110	4.1%	0.6%	0	0	0.0%	0.0%	113.554	18.556	16.3%
	529.293	124.007	23.4%	27.1%	995.823	305.557	31.0%	66.7%	47.706	5.207	10.9%	1.1%	186.771	23.011	12.4%	5.0%	0	0	0.0%	0.0%	1.748.599	457.782	26.2%
	264.021	81.069	30.7%	52.0%	261.440	67.353	25.8%	43.2%	7.126	410	5.8%	0.3%	25.304	7.154	28.3%	4.6%	0	0	0.0%	0.0%	557.891	155.986	28.0%
	22.450	6.113	27.2%	5.3%	429.687	109.880	25.6%	64.7%	0	0	0.0%	0.0%	0	0	0.0%	0.0%	0	0	0.0%	0.0%	452.117	115.993	25.7%
Totals	4.313.090	1.285.022	29.8%	30.0%	6.597.616	2.167.003	32.8%	50.6%	805.682	33.346	4.1%	0.8%	2.301.147	610.193	26.5%	14.3%	623.119	183.470	29.4%	4.3%	14.640.654	4.279.035	29.2%